

≡ EST. 2016 ≡

CANATURA

HEMP FOR LIFE

WISPR.
BY IOLITE.

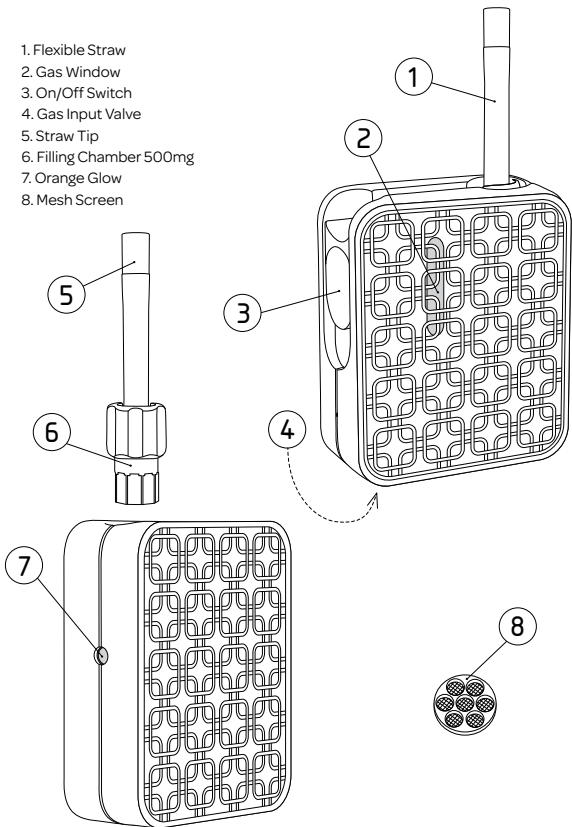


Instruction Manual

Read Instructions Carefully

FEATURES

1. Flexible Straw
2. Gas Window
3. On/Off Switch
4. Gas Input Valve
5. Straw Tip
6. Filling Chamber 500mg
7. Orange Glow
8. Mesh Screen



WISPR™ by IOLITE™ disclaimer

WISPR™ by IOLITE™, here in after referred to as WISPR™, is not a medical device and is not intended to diagnose, treat, mitigate, cure or prevent any ailment, disease or other conditions.

WISPR™ is not intended to administer medicinal or illegal products of any kind and is not intended for use with any substance that may affect the structure or any function of the body.

If you have any health problems consult your doctor or pharmacist before using. The WISPR™ aerify system is not designed, nor intended for use with any material that is not lawful, allergenic, or poisonous or may cause harm.

WISPR™ is not a smoking cessation device.

The lawful and proper use of this device is a condition of sale. Any improper use of the WISPR™ vaporiser voids the warranty. Any illegal use of this device could subject the user to severe fines, penalties and/or imprisonment under the law of your jurisdiction.

No liquid sources of vapor can be used with WISPR™. Use of liquids is likely to cause damage to this device and may cause harm or risk of injury to the user. Liquid will boil in the vapor generator and may burn the user.

WISPR™ is intended to be used solely with plant material and pipe tobacco. WISPR™ produces vapours by heating the plant material to 374°F (190°C). Such botanical materials can be purchased in pharmacies and licensed sellers.

THIS PRODUCT DOES NOT CONTAIN TOBACCO OR ANY OTHER PLANT MATERIAL.

All comments and testimonials presented, in any form, by customers are not and do not represent the opinions of the manufacturers.

This statement has not been evaluated by the FDA (US Food and Drug Administration) or by any other comparable agency or administration in any other jurisdiction.

Welcome

Thank you for purchasing the WISPR™. The WISPR™ is intended solely for the legal consumption of pipe tobacco and other legal plant materials. Use sensibly.

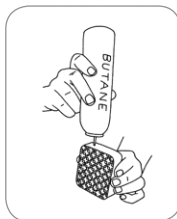
Important Safety Information

Warning: The WISPR™ contains flammable gas under pressure. Read and follow these instructions carefully. Understand fully before you first use your WISPR™. Failure to follow these safety instructions could result in injury or damage. We recommend you keep these instructions in a safe place for future reference. The following general warnings are for your safety and the safety of others nearby:

- Keep out of reach of children.
- Do not expose your WISPR™ to heat above +50°C (+120°F) and avoid prolonged exposure to the sun.
- Do not puncture or incinerate your WISPR™.
- Do not attempt to dismantle, readjust or repair. To do so will invalidate the warranty. Your WISPR™ is not user serviceable, apart from those spare accessories such as mesh screens and filling chambers.
- Transportation of Hazardous Materials Regulations forbids the carriage of butane or other flammable gas products on passenger aircraft. Do not pack your WISPR™ with butane gas in it, or any other flammable gas item, in any checked or carry-on baggage.
- Do not drop your WISPR™.
- Do not use if WISPR™ is damaged.
- Dispose of in accordance with local regulations.
- Ensure gas flow has stopped and allow your WISPR™ to cool before replacing it in its carrying pouch.
- The manufacturer is not responsible for any damage or personal injury caused by inappropriate, incorrect or irresponsible use.
- WISPR™ is not a medical device.
- Fill only in a well ventilated area. Do not refill your WISPR™ near a naked flame or combustible products. Use only high quality butane cigarette lighter gas.
- **Caution:** Filling chamber gets hot. Temperatures of approx. 190°C (374°F) are reached in the filling chamber. Take great care when removing filling chamber during or immediately after use.

Operate in 10 Easy Steps

1 Fill it up



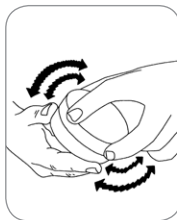
Make sure the on/off switch is in the off position (no red) before filling.

To fill, hold vertically with the gas input valve upwards as illustrated. Push the gas re-fill cylinder down onto the filling valve. Stop filling when the gas spills from the valve and do not overfill.

In the event of overfilling, you must allow a period of 5 minutes before switching on. We only recommend Vector Gas and Newport Gas.

To aid ignition, for first gas fill and subsequent fills where your WISPR™ has run completely out of gas, we recommend switching on the gas flow for 10-15 seconds approx (until you can hear a strong gas flow) before attempting to ignite.

2 Prepare Pipe Tobacco/Plant Material



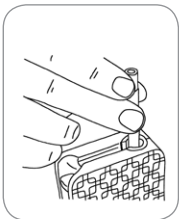
For optimum results we recommend you grind pipe tobacco/plant material before use. This insures that your plant material or pipe tobacco is vaporised efficiently.

Operate in 10 Easy Steps



3 Pack the chamber

Remove the filling chamber from the WISPR™. Then place the ground material into the filling chamber. Do not over pack, otherwise airflow will be impeded.



4 Insert the filling chamber

After filling the chamber with your chosen material place the filling chamber back into your WISPR™ vaporiser.



5 Turn it on

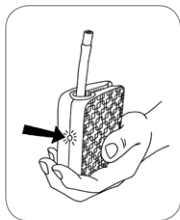
Press On/Off switch downwards until you can hear gas flow. (Mid position)



6 Light it

Activate the WISPR™ by slowly pushing the On/Off switch completely downward until it clicks. The sound of the gas flow changes to a mild 'whisper' confirming your WISPR™ is heating up. This usually happens on the first try; if not, depress the switch again within 5 seconds.

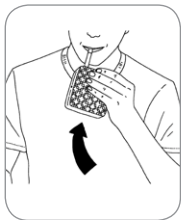
An orange light will also become visible beside the WISPR logo after a few moments to confirm your WISPR™ is heating up. The light will disappear once the optimum controlled temperature is reached. Note that during its normal working cycle, the sound made by the WISPR™ when "On" is cut in and out by the thermostat.



7 Let it heat up

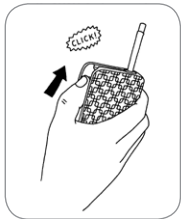
Allow at least 45 seconds for your WISPR™ to reach its controlled operational temperature of 190°C before inhaling. This doesn't necessarily mean pipe tobacco/plant material will be ready after 45 seconds. You may have to wait a little longer.

Operate in 10 Easy Steps



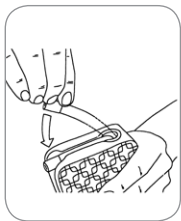
8 Enjoy

Place your lips around the straw and inhale slowly. Hold the vapor in and then exhale. Once filled with material and in use it should last up to 10 minutes or use until no more vapor is emitted. Used pipe tobacco/plant material is easily removed from the filling chamber. Load the filling chamber again if desired. After each use, the filling chamber will become hot to touch. Be careful when emptying or refilling with pipe tobacco/plant material directly after use.



9 Turn it off

When finished turn the unit off by pushing the on/off switch fully forwards. (No red)



10 Put it away

Fold the straw back down into the body of your WISPR™ vaporiser as illustrated, allow it to cool, then place in its carrying pouch.

Technical Specification

Size and Weight		Capacity
Length:	87mm 3 3/8"	Herb Chamber: 500mg / 0.018 oz
Width:	70mm 2 3/4"	Butane Tank: 4g
Depth:	29mm 1 1/8"	
Weight (empty):	128.6g 4 1/2 oz (with Filling Chamber)	
Operation Stats		Materials
Operating Time:	2.5 Hours	Body: Uitem® 1010
Operating Temp:	190°C / 374°F	Flexible Straw: Silicone 9150
Wattage (equivalent):	125W	Herb Chamber: Stainless Steel
Refill Time (typical):	10 seconds	Heat Pin Chamber: Aluminium
Fuel Type:	Butane Gas	Mesh Screens: Stainless Steel
Ignition:	Piezoelectric	Internal Plastics: Zenite®

FAQ

A full frequently asked questions page is available on our website at www.iolite.com

Warranty

All Iolite products are warranted against defects in workmanship and materials which occurs with normal working of the device. We offer a 2 year warranty on the WISPR™. The warranty period begins with the date of purchase. Please hold on to your original purchase receipt, which indicates proof and date of your purchase. Our full warranty policy is available for download on our website. Alternatively, contact your nearest customer service centre.

Trademark

IOLITE™, IOLITE ORIGINAL™, WISPR™ and SMOKELESS FREEDOM™ are trademarks of Oglesby & Butler Limited and are registered in the following countries: Ireland, UK, EU, USA, Canada, Japan, China, Australia and New Zealand. Oglesby & Butler Ltd. assumes no responsibility for any errors that may appear in this document. Oglesby & Butler Ltd. also reserves the right to alter specifications and otherwise improve performance at its own discretion.

North America (USA, Canada, Mexico)

iolite North America, 8550 Ridgefield
Road, Suite C, Crystal Lake, IL 60012
Toll Free Telephone: 888-710-3055
Fax: 815-425-8042
Email: cs@iolite.com

www.iolite.com

Europe and Rest of World iolite™, Oglesby & Butler Ltd.

O'Brien Rd. Industrial Estate, Carlow, Ireland.
Telephone: +353 (0) 59 9143333
Fax: +353 (0) 59 9143577
Email: support@iolite.com

www.iolite.com



EST. 2016

CANATURA

HEMP  LIFE

Canatura - Online store with the best
hemp products for your health

www.canatura.com/en

Copyright reserved